



Remote control panel

The gen-set control panel was designed to include, in one single panel, the switches, control devices and the protection devices. The components are the following :

- Digital Hour-meter.
- Start-stop button.
- Warning lamps for high temperature, low oil pressure, generator running, low fuel level.
- Cable for remote connection, length 10 mt.

Onboard control panel

- Emergency stop button
- Magnetothermal switch for overload and short-circuit protection.

Engine

- Easy access for feeding system and lubrication's maintenance
- Safety shutdown in case of low oil pressure.
- Safety shutdown in case of high water temperature.
- Easy access oil and fuel filters.
- Liquid cooling.

Alternator

- Synchronous, 2 poles, brushless self-excited, self-regulated.
- Rotor and stator epoxy resin coated against external agents.
- Rotor dynamically balanced.
- Insulation class H.

Soundproof cabin

A new project and a new great design. It is done with a frame structure made of steel and a new aluminum cover painted with a special strong varnish against all external agents. Excellent accessibility inside the genset makes also easier maintenance services even with genset installed in narrow site.

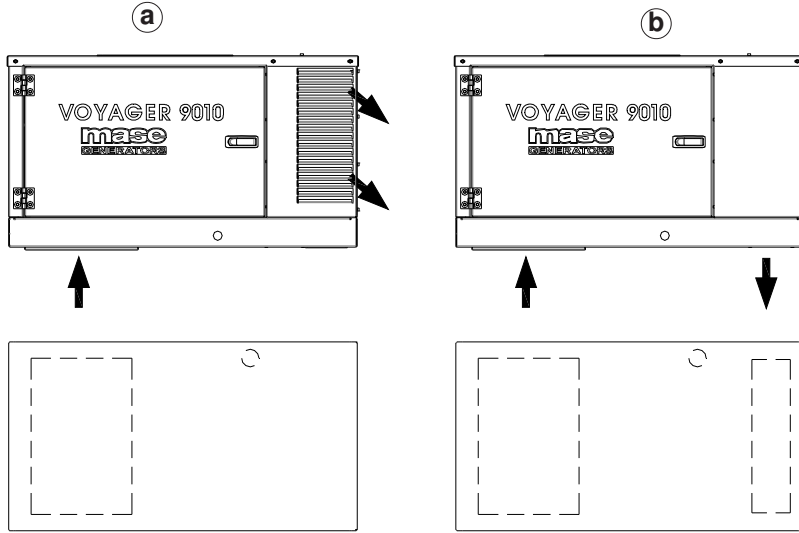
ENGINE

Model	KUBOTA D722
Type	Diesel 4 stroke
Cylinders (nr.)	3
Displacement (cc.)	719
Power (hp)	16,6
RPM	3000
Combustion system	Indirect injection
Speed governor	Centrifugal, mechanical
Lubrication system	Forced
Oil sump capacity with filter (l)	3,2
Engine stop system	Stop solenoid
Fuel pump	Electric
Fuel pump discharge (cm)	70
Fuel consumption (l/h)	2,7
Starting battery (Ah-V)	45 - 12
Battery charger (Ah-V)	10-12
Starting motor (kW-V)	0,7 - 12

ALTERNATOR

Type	Synchronous, 2-poles self-excited
Cooling	Air
Voltage (V)	230
Frequency (Hz)	50
Insulating class	H
Voltage stability	±10%
Frequency stability	±5%
Max. power (kVA)	8,2 kW
Continuous power (kW)	7,5 kW
Power factor (cos ϕ)	1
Dimension (L x W x H) (mm)	1010 x 550 x 560
Weight (kg)	220
Noise level (dBA a 7mt)	62

VOYAGER 9010 DM

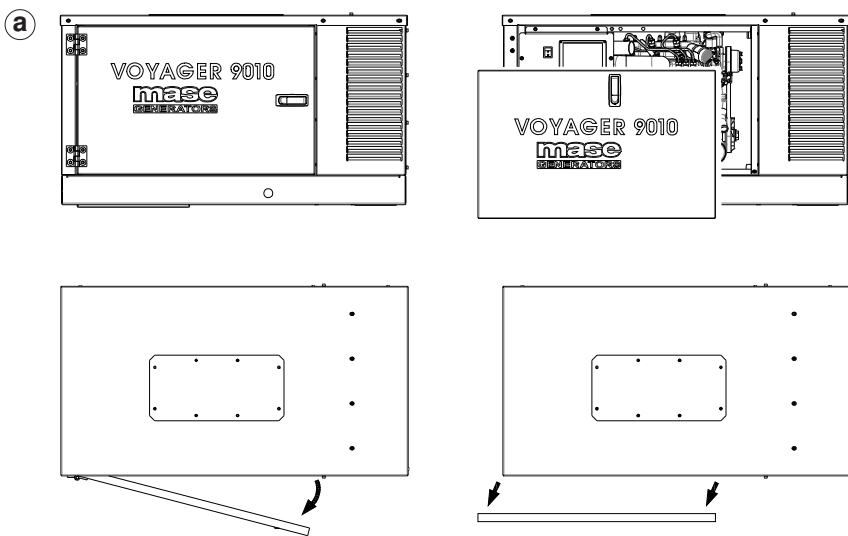


front view

N°2 options for hot air outlet

- a) Front hot air outlet (on the right)
- b) Bottom hot air outlet

bottom view

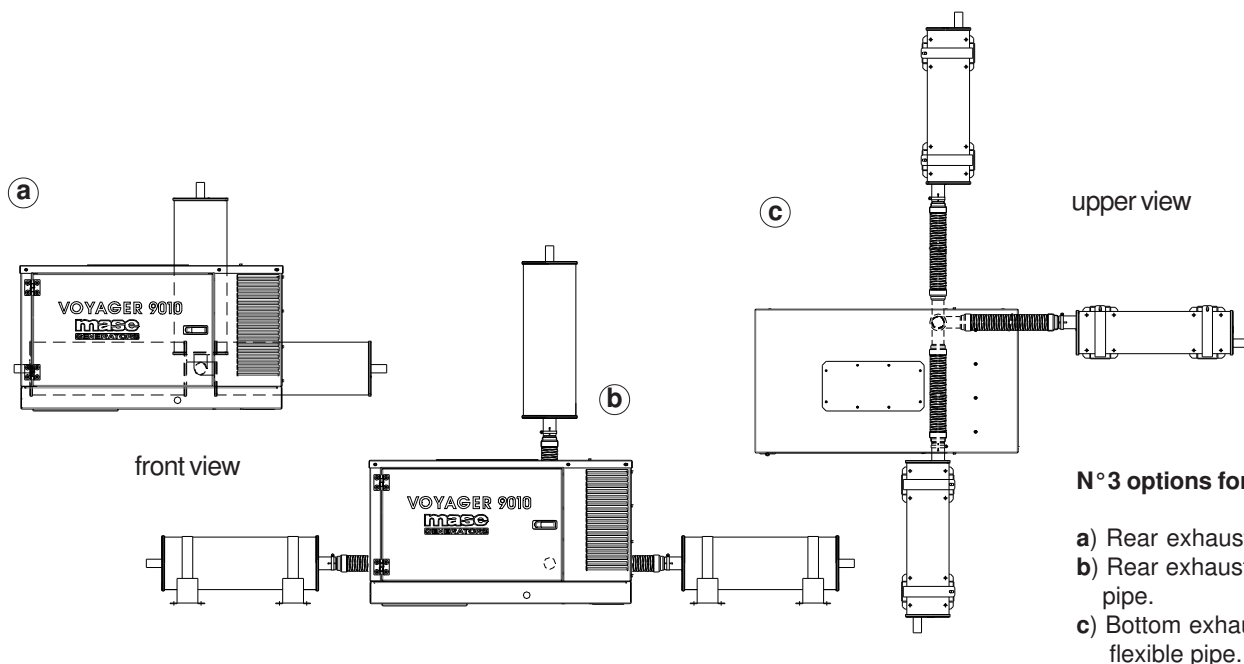


front view

N°2 options for the service door

- a) Right side door
- b) Totally removable panel

upper view



front view

upper view

N°3 options for exaust gas

- a) Rear exhaust
- b) Rear exhaust with 2 mt flexible pipe.
- c) Bottom exhaust with 2 mt flexible pipe.

Dealer:

*This drawing is only a reference and is not indicatly for the installation.
For more information, you may contact your local dealer or **mase** generators S.p.A..*

mase generators S.p.A. reserves the right to change the design or specifications without notice and without any obligations or liability whatsoever
For more information, you may contact your local **mase** dealer.